

“Belgian Food Industry Abroad... How can the FPS Economy help?”

Certificates of origin

Information Session
26th March 2013

Who are we ?

Federal Public Service Economy,
Directorate-General Economic Potential,
Service of Trade Policy

Main followed matters

- Market Access for Goods (Barriers to Trade),
- Anti-dumping,
- Outward & Inward Processing,
- Import Quotas,
- - **Origin of the Goods**

Origin ? What is that ?

ORIGIN OF A GOOD
=
ITS NATIONALITY

The rules of origin give the production conditions to which a good has to respond in order to get the nationality of a country.

There are two different kinds of Origin:

- 1. NON-PREFERENTIAL ORIGIN**
- 2. PREFERENTIAL ORIGIN**

1. Non-preferential Origin :

used for all kinds of commercial policy measures, like, for instance, anti-dumping duties and countervailing duties, trade embargoes, safeguard and retaliation measures, quantitative restrictions, but also for some tariff quotas, for trade statistics, for public tenders, for origin marking,.. In addition, the EU's export refunds in the framework of the Common Agricultural Policy are often based on non-preferential origin.

A good has always an origin (for example: EU, name of a specific MS, name of a third country).

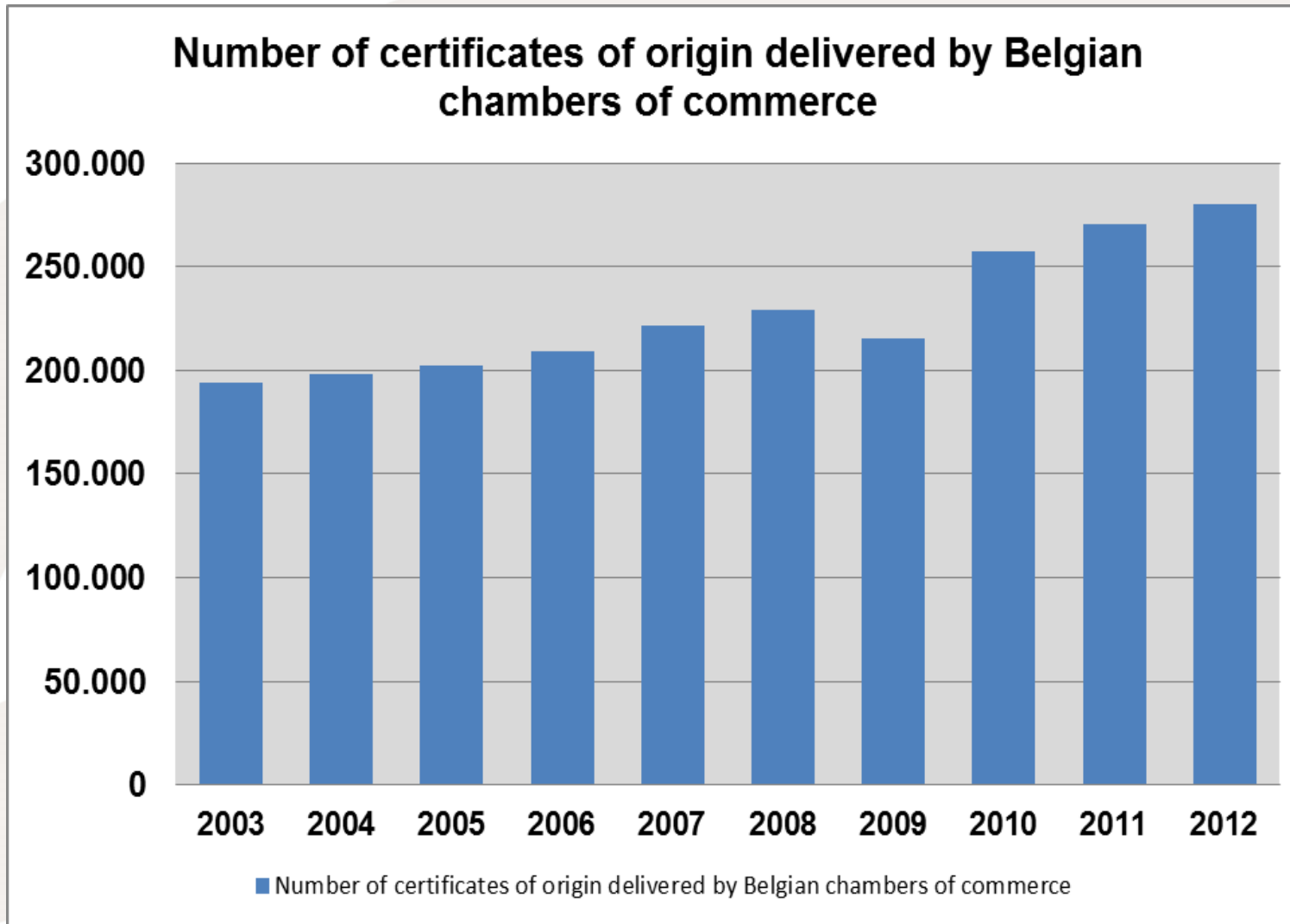
The Minister of Economy detains the full competence on origin matters but ...

Certification

- Non-preferential origin
delegation of the competence to the Belgian
Chambers of Commerce

Certificates of origin

- Belgian chambers of commerce delivered 280,399 certificates of origin in 2012, an increase by 10,165 certificates or 3.8 per cent compared with 2011.



The number of certificates delivered by Belgian chambers of commerce

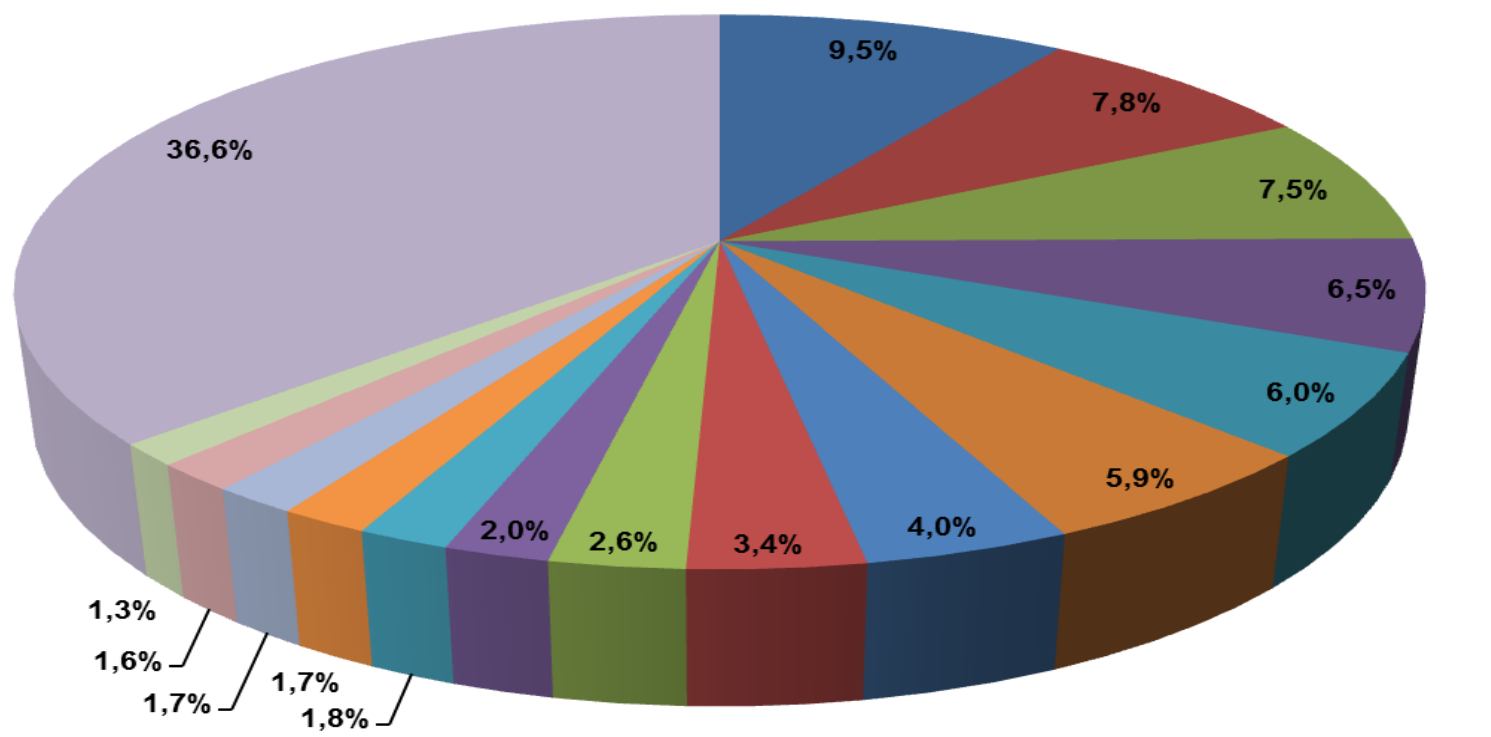
Since 2004, the number of certificates of origin delivered by Belgian chambers of commerce has risen each year, with the exception of the year 2009 :

2004	198,358
2005	202,273
2006	209,203
2007	221,477
2008	229,356
2009	215,169
2010	257,179
2011	270,234
2012	280,399

Certificates of origin: the main destinations in 2012.

- 1 Russian Federation: 26,675 certificates
(9.5% of the total in 2012)
- 2 Saudi Arabia: 21,945 (7.8%)
- 3 United Arab Emirates: 21,016 (7.5%)
- 4 China (People's Republic): 18,227 (6.5%)
- 5 Ukraine: 16,821 (6.0%)
- 6 India: 16,467 (5.9%)
- 7 Turkey: 11,222 (4.0%)
- 8 Egypt: 9,607 (3.4%)
- 9 Algeria: 7,352 (2.6%)
- 10 Qatar: 5,722 (2.0%)

Certificates of origin issued by Belgian chambers of commerce in 2012



- Russian Federation
- Saudi-Arabia
- United Arab Emirates
- China (People's Republic)
- Ukraine
- India
- Turkey
- Egypt
- Algeria
- Qatar
- Brazil
- Jordan
- Kuwait
- Kazakhstan
- Belarus
- Other countries

For which kind of products were certificates of origin delivered ?

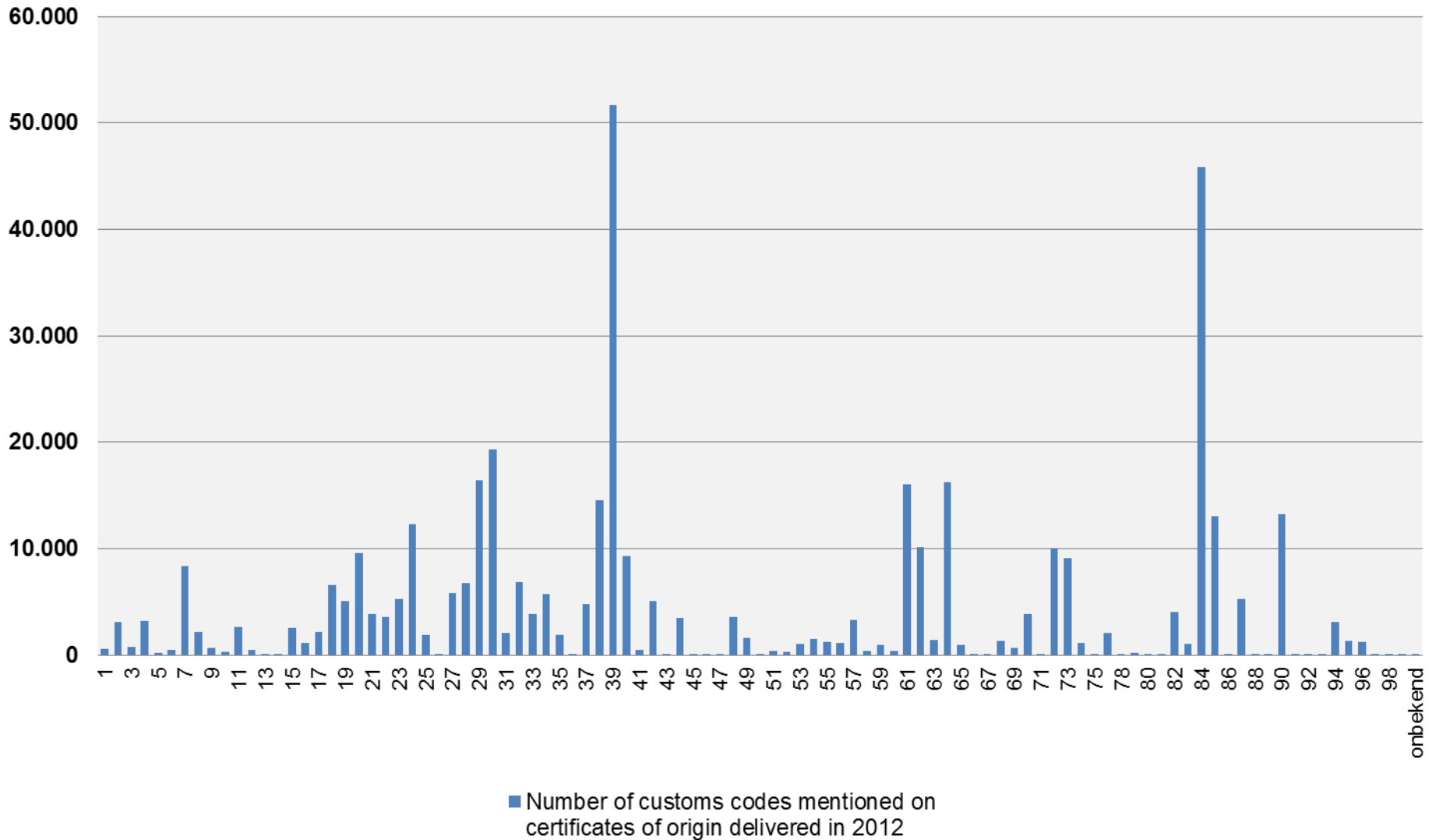
- The chapters of the combined nomenclature of goods with the biggest number of customs codes mentioned on certificates of origin delivered during the year 2012.

For which kind of products were certificates of origin delivered in 2012 ?

- 1. 39 - Plastics and articles thereof: 51,631 customs codes mentioned (12.5 per cent of the total);
- 2. 84 - Machinery and mechanical appliances: 45,842 customs codes (11.1 per cent);
- 3. 30 - Pharmaceuticals: 19,349 (4.7 per cent);
- 4. 29 - Organic chemicals: 16,399 (4.0 per cent);
- 5. 64 - Footwear: 16,219 (3.9 per cent);

- 6. 61 - Articles of apparel and clothing accessories, knitted or crocheted: 16,022 (3.9 per cent);
- 7. 38 - Miscellaneous chemical products: 14,546 (3.5 per cent);
- 8. 90 - Optical, photographic, precision, medical instruments and apparatus: 13,201 (3.2 per cent);
- 9. 85 - Electrical machinery and equipment: 13,046 (3.2 per cent)
- 10. 24 - Tobacco: 12,271 (3.0 per cent)

Number of customs codes mentioned on certificates of origin delivered in 2012



Certificates of origin delivered in 2012 for prepared foodstuffs and beverages

- Animal or vegetable fats and oils: 2,580 customs codes on certificates of origin issued in 2012 (0.6 per cent of the total number of customs codes);
- Preparations of meat or of fish: 1,109 customs codes (0.3 per cent);
- Sugar and sugar confectionery: 2,182 customs codes (0.5 per cent);
- Cocoa and cocoa preparations: 6,559 (1.6 per cent)

Certificates of origin delivered in 2012 for prepared foodstuffs and beverages (2)

- Preparations of cereals, flour, starch or milk: 5,078 (1.2 per cent);
- Preparations of vegetables of fruit: 9,579 (2.3 per cent);
- Miscellaneous edible preparations: 3,880 (0.9 per cent);
- Beverages, spirits and vinegar: 3,544 (0.9 per cent);

DigiChambers

An electronic system for the
issuance of origin certificates



- MENU**
- Welcome, MWegnez
 - Certificates of Origin ▾
 - My requests
 - Settings
 - Export XML
 - Help ▶
 - Rapporten
 - Signatures
 - Log off

Requests

Search

Entrepreneur


Apply date filter

Start date 

End date 

Status ▾

Chamber ▾

COID	CompanyName	Number	Destination	Your reference	Locked	Status	Print	Date
100394	CEVA FREIGHT BELGIUM NV		UNITED ARAB EMIRATES(AE)	OC50-015184				
100393	NEW CLASS SHIPPING		YEMEN(YE)	Yemen 65157864				
100392	CEVA FREIGHT BELGIUM NV		KOREA, REPUBLIC OF(KR)	OC50-015326				
100391	Rhenus Logistics N.V.		EGYPT(EG)	EX11DE177067 VCL				
100390	CEVA FREIGHT BELGIUM NV		CHINA(CN)	OC50-015322				
100388	Janssen Pharmaceutica		SAUDI ARABIA(SA)	JPH B 1116773 SA				

CO ID 100392 [OC50-015326]

Box:	1	2	3	4	5	6/7	9	10	11	13	8	12 & Attachments	Options
------	---	---	---	---	---	-----	---	----	----	----	---	------------------	---------

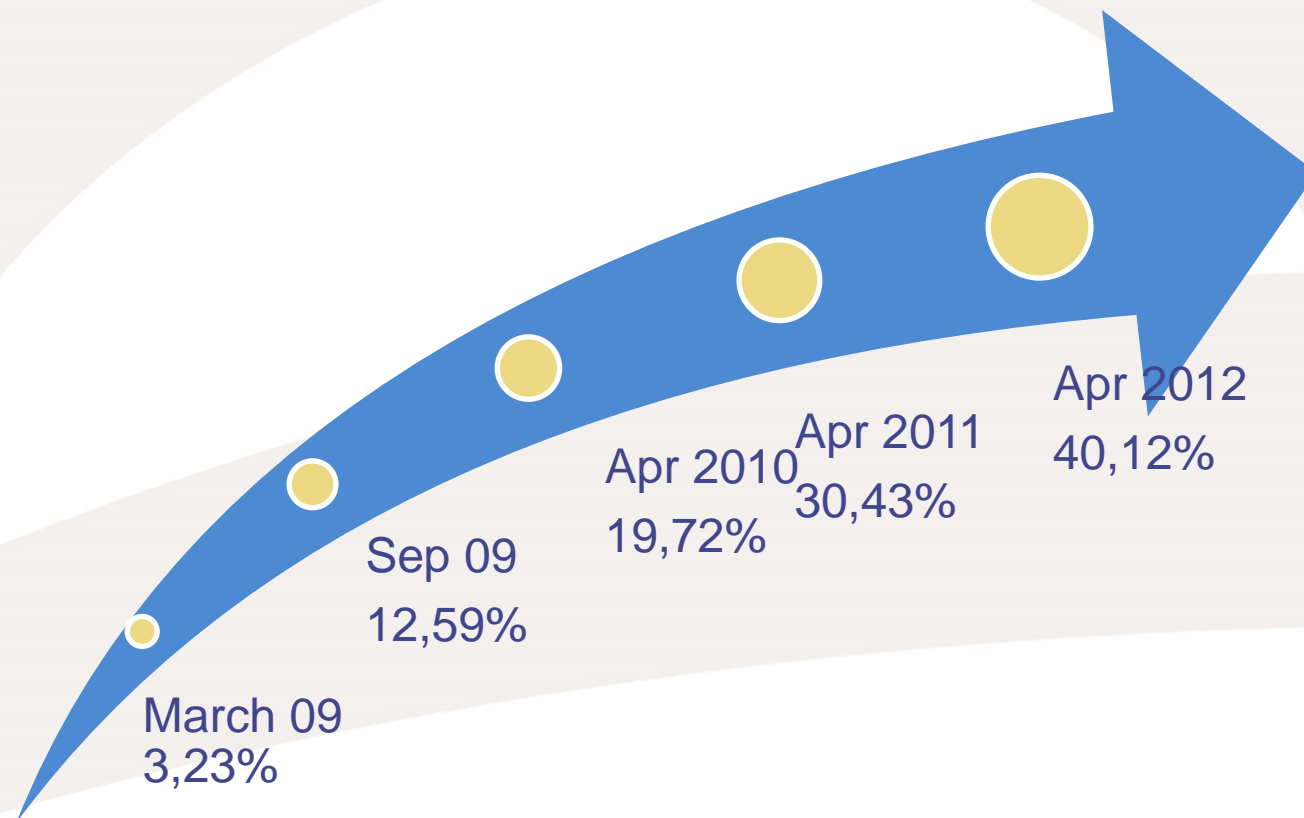
<p>Shipment details</p> <p>Item number, marks, product code, number and kind of packages; description of goods (for goods not packed indicate number or "in bulk")</p> <p>General description</p> <p>SILICON DIOXIDE</p>	<p>Quantity</p> <p>(expressed in gross or net weight or other units of measure)</p>
<p>Details on shipped goods</p> <p>CAB-O-SIL MSP 180 BAGS OF 10 KG ON 10 PALLETS</p>	<p>Quantity</p> <p>NET 1800 KG</p>

MENU

- Welcome, MWegnez
- Certificates of Origin
- My requests
- Settings
- Export XML
- Help
- Rapporten
- Signatures
- Log off



Results: % of all CO's issued via DigiChambers



DigiChambers – Future

- Enlargement of the system
 - Integration of the Belgian FPS Foreign Affairs
 - Adhesion of Luxembourg
 - Memorandum agreements or cooperation with other countries
- Evolution of the UE legislation
- Full dematerialization of documents
- No more certificates of origine ?
 - Certification made by economical operators
 - Multiplication of databases & interactive web databases

2. Preferential Origin :

Preferential origin is conferred on goods from particular countries, which have fulfilled certain criteria allowing preferential rates of duty to be claimed

What's the use of it ?

PREFERENTIAL ORIGIN:

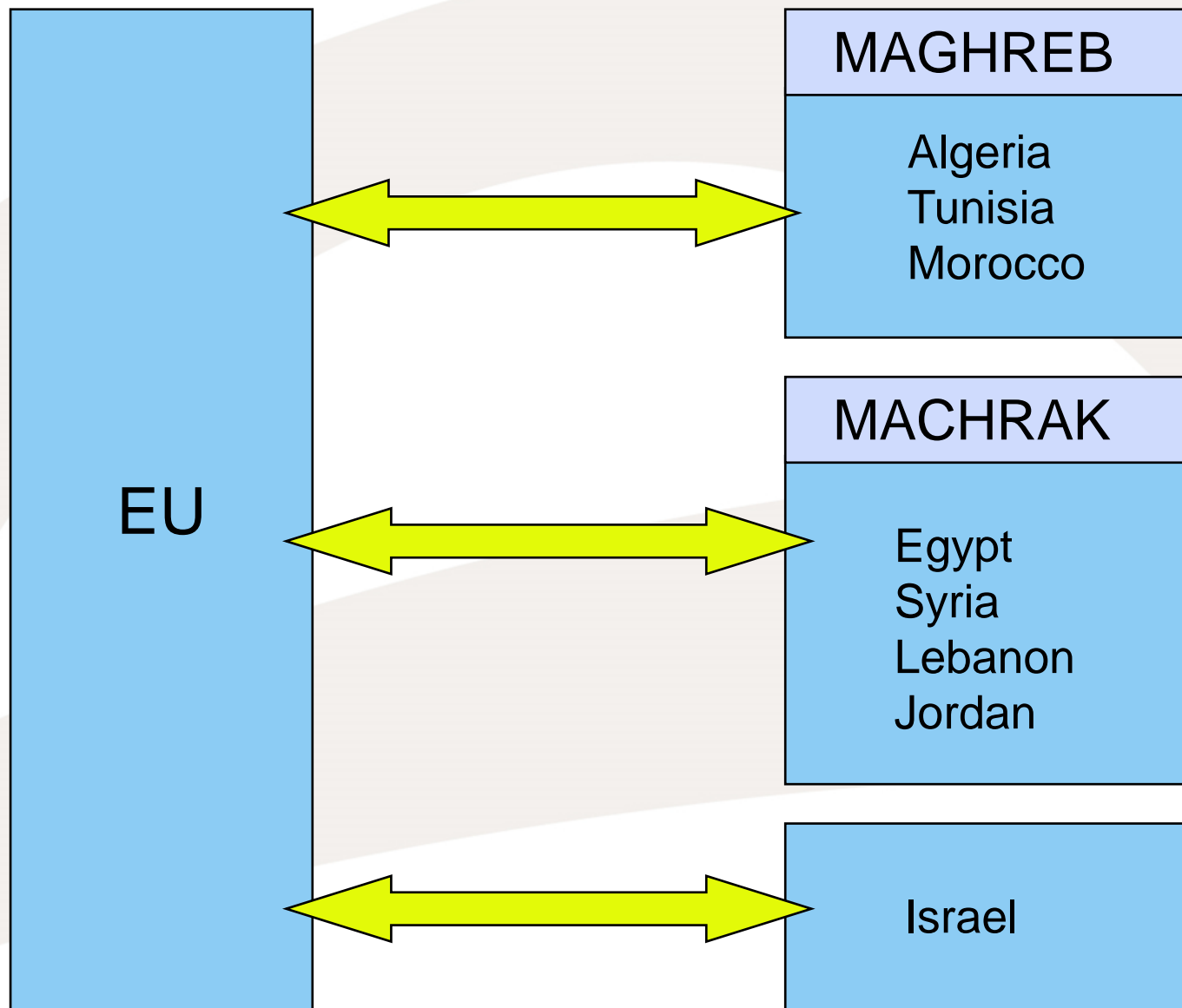
The international trade is influenced by the system of import duties.

When signing Free Trade Agreements (FTA), partner countries or territories may grant to each others reductions on those duties (tariff preferences).

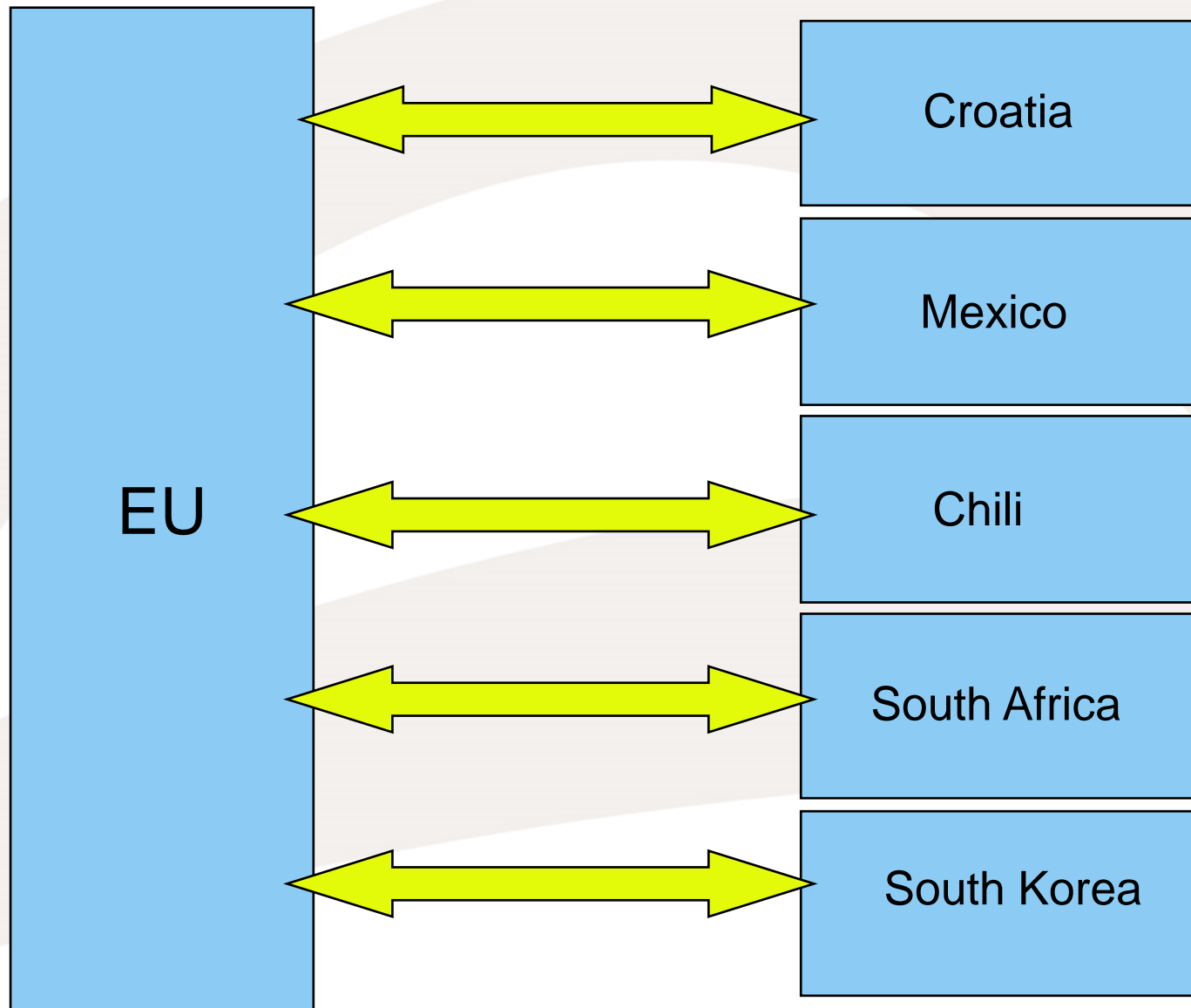
Goods exported within the context of a FTA may benefit from those preferences if they are originating in a signatory party of the agreement.

Therefore, a good does not always have a preferential origin. When it has one, this origin is EU or a partner country.

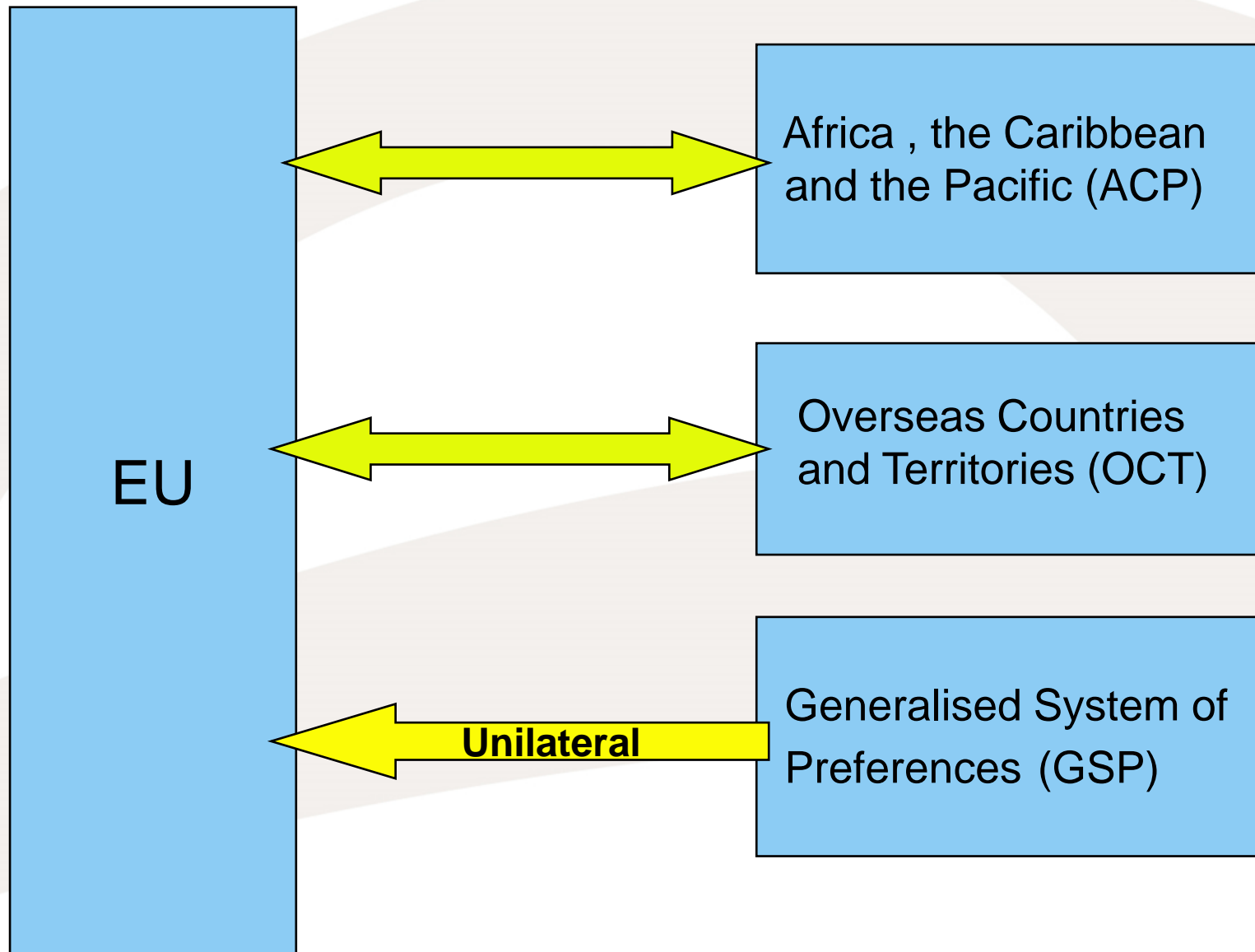
Examples of FTA



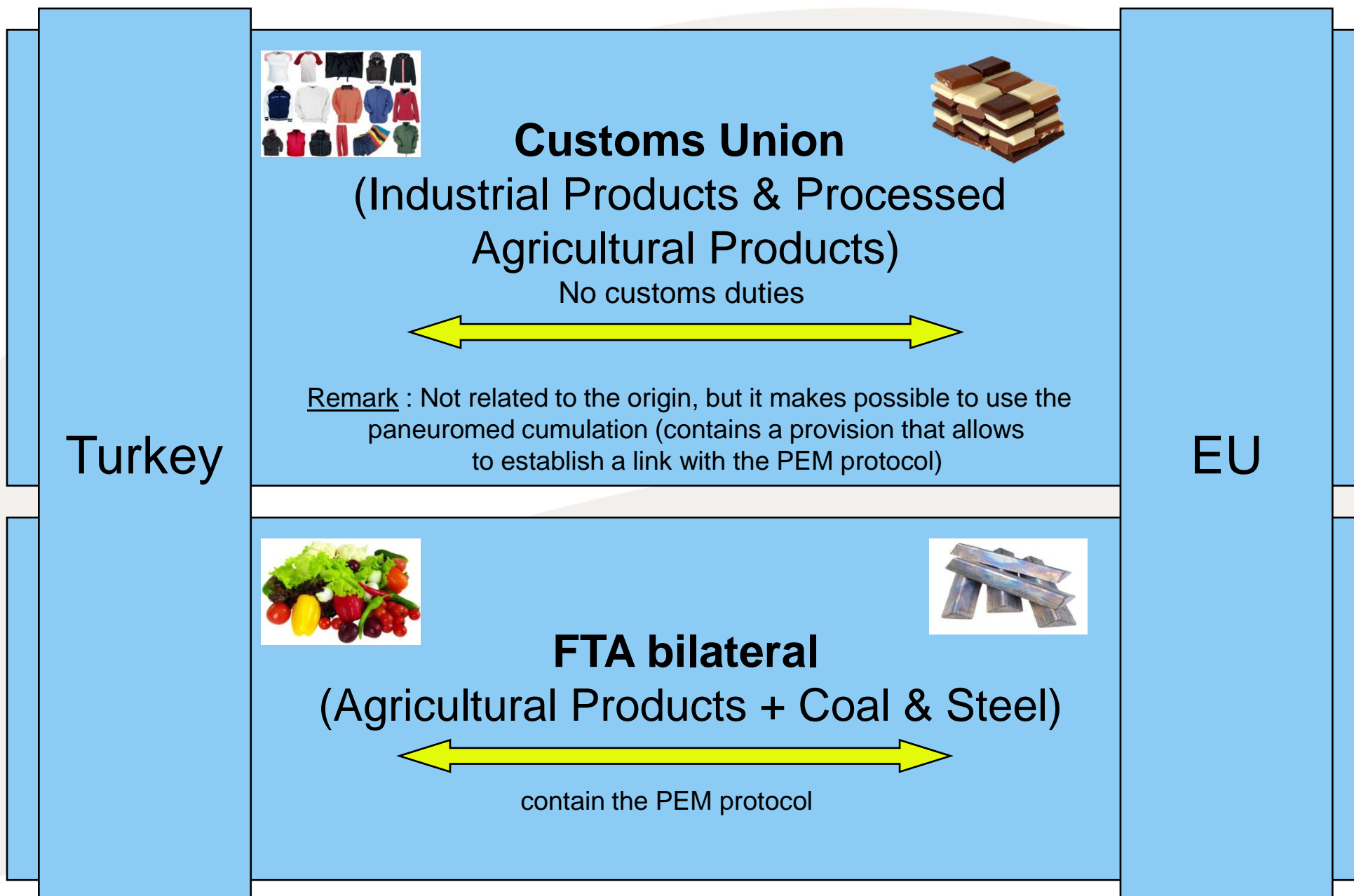
Examples of FTA



Examples of FTA

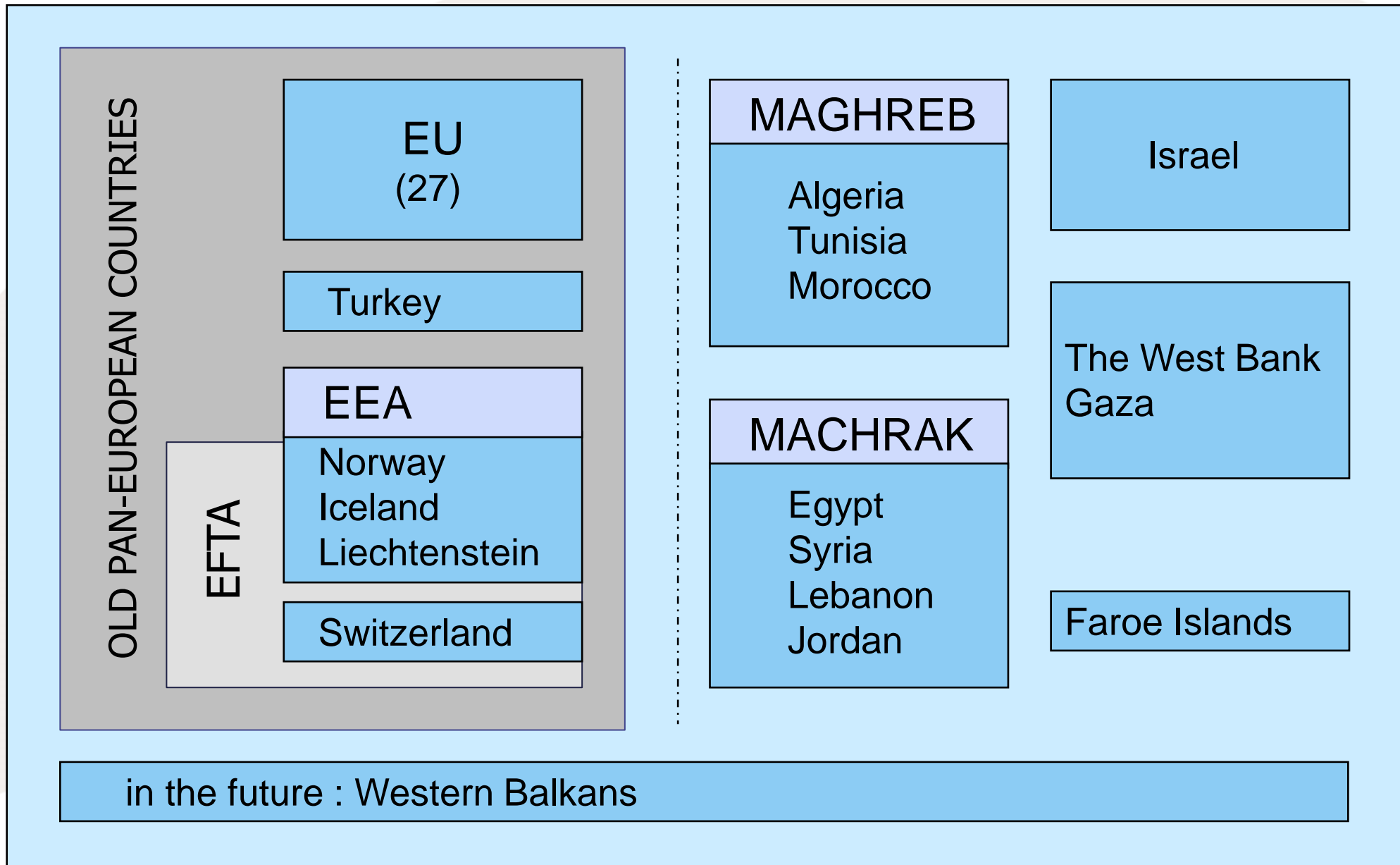


TURKEY



Examples of FTA

PAN-EURO-MEDITERRANEAN AGREEMENT



PEM MATRIX

Date of application of the protocols on rules of origin providing for diagonal cumulation in the pan-euro-med zone

	EU	DZ	CH (EFTA)	EG	FO	IL	IS (EFTA)	JO	LB	LI (EFTA)	MA	NO (EFTA)	PS	SY	TN	TR
EU		1.11.2007	1.1.2006	1.3.2006	1.12.2005	1.1.2006	1.1.2006	1.7.2006		1.1.2006	1.12.2005	1.1.2006	1.7.2009		1.8.2006	(¹)
DZ	1.11.2007															
CH (EFTA)	1.1.2006			1.8.2007	1.1.2006	1.7.2005	1.8.2005	17.7.2007	1.1.2007	1.8.2005	1.3.2005	1.8.2005			1.6.2005	1.9.2007
EG	1.3.2006		1.8.2007				1.8.2007	6.7.2006		1.8.2007	6.7.2006	1.8.2007			6.7.2006	1.3.2007
FO	1.12.2005		1.1.2006				1.11.2005			1.1.2006		1.12.2005				
IL	1.1.2006		1.7.2005				1.7.2005	9.2.2006		1.7.2005		1.7.2005				1.3.2006
IS (EFTA)	1.1.2006		1.8.2005	1.8.2007	1.11.2005	1.7.2005		17.7.2007	1.1.2007	1.8.2005	1.3.2005	1.8.2005			1.3.2006	1.9.2007
JO	1.7.2006		17.7.2007	6.7.2006		9.2.2006	17.7.2007			17.7.2007	6.7.2006	17.7.2007			6.7.2006	1.3.2011
LB			1.1.2007				1.1.2007			1.1.2007		1.1.2007				
LI (EFTA)	1.1.2006		1.8.2005	1.8.2007	1.1.2006	1.7.2005	1.8.2005	17.7.2007	1.1.2007		1.3.2005	1.8.2005			1.6.2005	1.9.2007
MA	1.12.2005		1.3.2005	6.7.2006			1.3.2005	6.7.2006		1.3.2005		1.3.2005			6.7.2006	1.1.2006
NO (EFTA)	1.1.2006		1.8.2005	1.8.2007	1.12.2005	1.7.2005	1.8.2005	17.7.2007	1.1.2007	1.8.2005	1.3.2005				1.8.2005	1.9.2007
PS	1.7.2009															
SY																1.1.2007
TN	1.8.2006		1.6.2005	6.7.2006			1.3.2006	6.7.2006		1.6.2005	6.7.2006	1.8.2005				1.7.2005
TR	(¹)		1.9.2007	1.3.2007		1.3.2006	1.9.2007	1.3.2011		1.9.2007	1.1.2006	1.9.2007		1.1.2007	1.7.2005	

(¹) For goods covered by the EU-Turkey customs union, the date of application is 27 July 2006.
 For agricultural products, the date of application is 1 January 2007.
 For coal and steel products, the date of application is 1 March 2009.

CUMULATION ZONE WITH THE BALKANS (SAP)

EU
(27)

TURKEY

Albania
Bosnia and Herzegovina
Croatia
Former Yugoslav Republic of Macedonia
Montenegro
Serbia

When the EU and Turkey are involved in a SAP cumulation, only the industrial products and the processed agricultural products are covered.

SAP MATRIX

Date of application of the protocols on rules of origin providing for diagonal cumulation between the European Union, Albania, Bosnia and Herzegovina, Croatia, the former Yugoslav Republic of Macedonia, Montenegro, Serbia and Turkey

	EU	AL	BA	HR	MK	ME	RS	TR
EU		1.1.2007	1.7.2008	1.6.2011	1.1.2007	1.1.2008	8.12.2009	(¹)
AL	1.1.2007		22.11.2007	22.8.2007	26.7.2007	26.7.2007	24.10.2007	1.8.2011
BA	1.7.2008	22.11.2007		22.11.2007	22.11.2007	22.11.2007	22.11.2007	14.12.2011
HR	1.6.2011	22.8.2007	22.11.2007		22.8.2007	22.8.2007	24.10.2007	1.5.2012
MK	1.1.2007	26.7.2007	22.11.2007	22.8.2007		26.7.2007	24.10.2007	1.7.2009
ME	1.1.2008	26.7.2007	22.11.2007	22.8.2007	26.7.2007		24.10.2007	1.3.2010
RS	8.12.2009	24.10.2007	22.11.2007	24.10.2007	24.10.2007	24.10.2007		1.9.2010
TR	(¹)	1.8.2011	14.12.2011	1.5.2012	1.7.2009	1.3.2010	1.9.2010	

(¹) For goods covered by the EU-Turkey customs union, the date of application is 27 July 2006.

The matrix is complete

-> SAP cumulation is possible between all the countries of the zone

— Algeria	DZ
— Egypt	EG
— Faeroe Islands	FO
— Iceland	IS
— Israel	IL
— Jordan	JO
— Lebanon	LB
— Liechtenstein	LI
— Morocco	MA
— Norway	NO
— Switzerland	CH
— Syria	SY
— Tunisia	TN
— Turkey	TR
— West Bank and Gaza Strip	PS

The ISO-Alpha-2 codes for countries listed in the table are given here below:

— Albania	AL
— Bosnia and Herzegovina	BA
— Croatia	HR
— The former Yugoslav Republic of Macedonia	MK (*)
— Montenegro	ME
— Serbia	RS
— Turkey	TR

(¹) Albania, Bosnia and Herzegovina, Croatia, the former Yugoslav Republic of Macedonia, Montenegro and Serbia are the countries participating in the Stabilisation and Association Process.

(*) ISO code 3166. Provisional code which does not prejudice in any way the definitive nomenclature for this country, which will be agreed following the conclusion of negotiations currently taking place under the auspices of the United Nations.

Importation in the EU: soya sauce

 http://ec.europa.eu/taxation_customs/dds2/taric/taric_consult    



TAXATION AND CUSTOMS UNION

European Commission > Taxation and Customs Union > Databases > TARIC > Measure

User Guides, Information and Downloadable data: [\[Info\]](#)

TARIC Consultation

Measure

Geographical area

Regulation

Search for measures

Goods code [\[browse\]](#)

210310

Country of origin/destination

Korea, Republic of (South Korea) - KR

[\[Advanced search\]](#)

[Retrieve Measures](#)

The current reference date for the query is 25-03-2013 [\[change\]](#)

TARIC measure information [\[Show all information\]](#)

Area: Korea, Republic of (South Korea) - KR

Goods nomenclature code: 210310

SECTION IV PREPARED FOODSTUFFS; BEVERAGES, SPIRITS AND VINEGAR; TOBACCO AND MANUFACTURED TOBACCO SUBSTITUTES

CHAPTER 21 MISCELLANEOUS EDIBLE PREPARATIONS


2103 Sauces and preparations therefor; mixed condiments and mixed seasonings; mustard flour and meal and prepared mustard

2103 10 ▾ - Soya sauce

[ERGA OMNES \(ERGA OMNES\)](#)

→ Third country duty (01-07-2000 -) : **7.70 %**

[Korea, Republic of \(South Korea\) \(KR\)](#)

 → Tariff preference (01-07-2011 -) : **0 %**

If the value of the sending = 100.000 Euros
Savings = 7,7% Third country duties
→ = 7700 Euros



The Minister of Economy detains the full competence on origin matters but ...

Certification

- Preferential origin
delegation of the competence to the
Federal Public Service Finances

PROOFS OF ORIGIN

PANEUROMED ZONE

* In the context of the pan-european cumulation

Possible to limit it to :

- Certificate EUR1
- or
- Invoice declaration

* In the context of the pan-euro-med cumulation

- Certificate EUR-MED
- or
- Invoice declaration

EUR-MED

->both with the mention :

- « cumulation applied with...»
- or
- « cumulation not applied »

SAP ZONE

- Certificate EUR1
- or
- Invoice declaration

EU <=>TURKEY (Products of the Customs Union)

- ATR (Customs Union) +
Supplier's declaration

- ATR (Customs Union) +
Supplier's declaration
with the mention :
« cumulation applied with...»
or
« cumulation not applied »

PROOFS OF ORIGIN

Generalised System of Preferences (GSP)

Auto-certification (Registered Exporter System)

2014 REX building

2017 Form A + Auto-certification

2020 only Auto-certification

Extension REX (Turkey, EFTA, other FTA partners)

Already one case of auto-certification (FTA with South Korea)

Thank you for your attention !

QUESTIONS ?

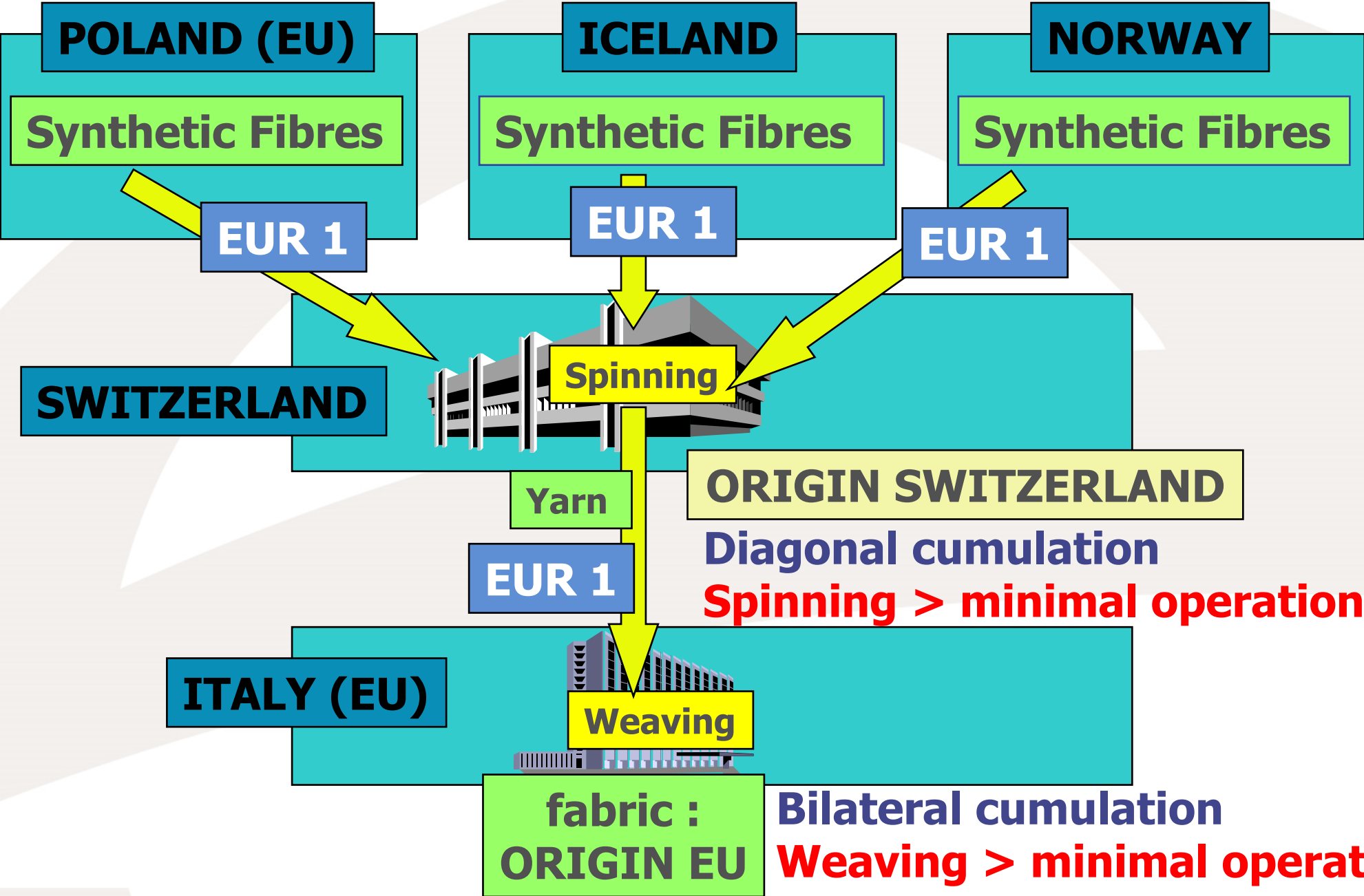
E-mail: marc.wegnez@economie.fgov.be

Tél: 00-32-(0)2-277-84-67

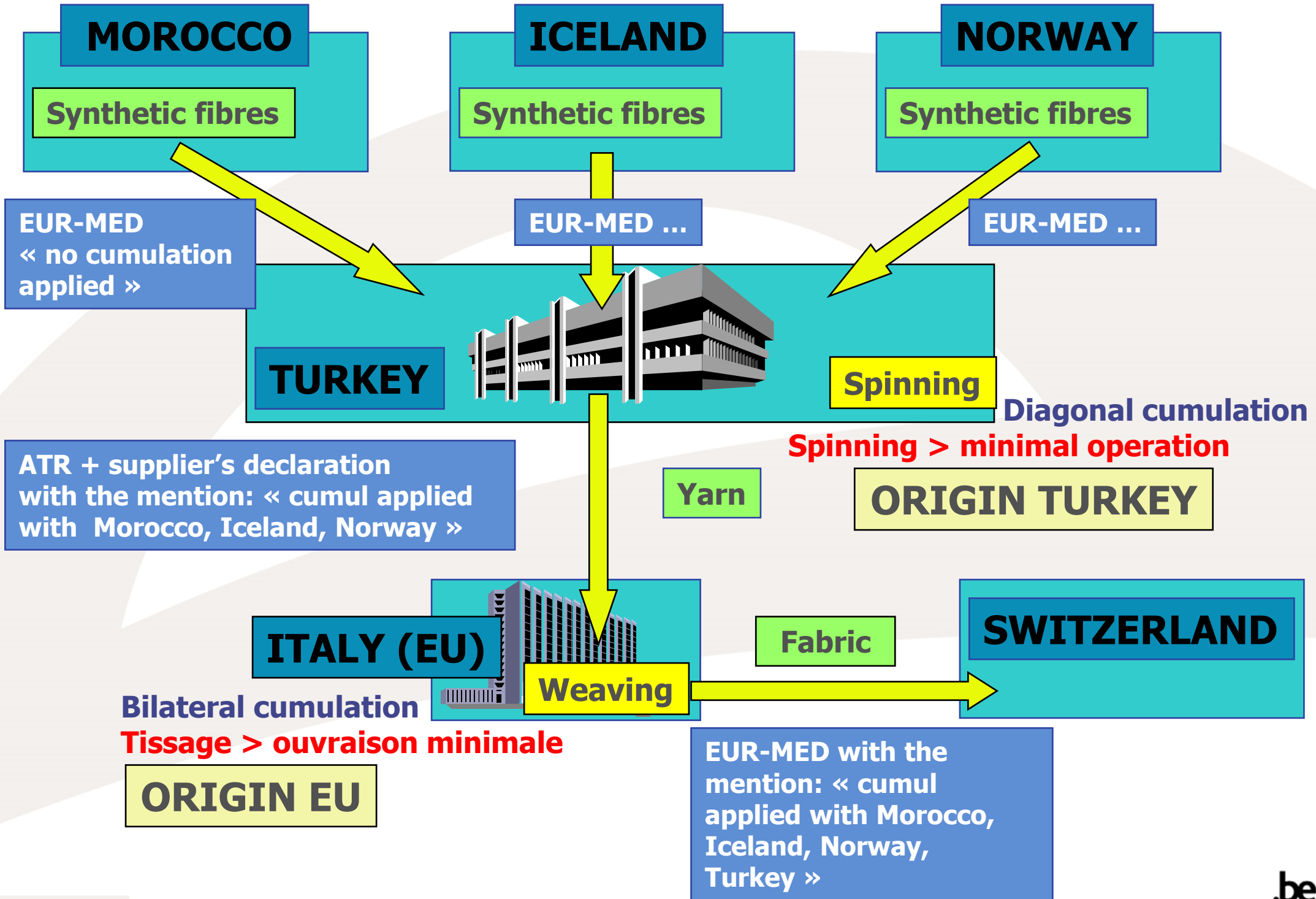
<http://www.mineco.fgov.be>

1. THE PAN-EURO-MED CUMULATION ZONE
 - 1.1 PAN-EUROPEAN cumulation (1 example)
 - 1.2 PANEUROMED cumulation (1 example)

1.1 PAN-EUROPEAN cumulation (example)

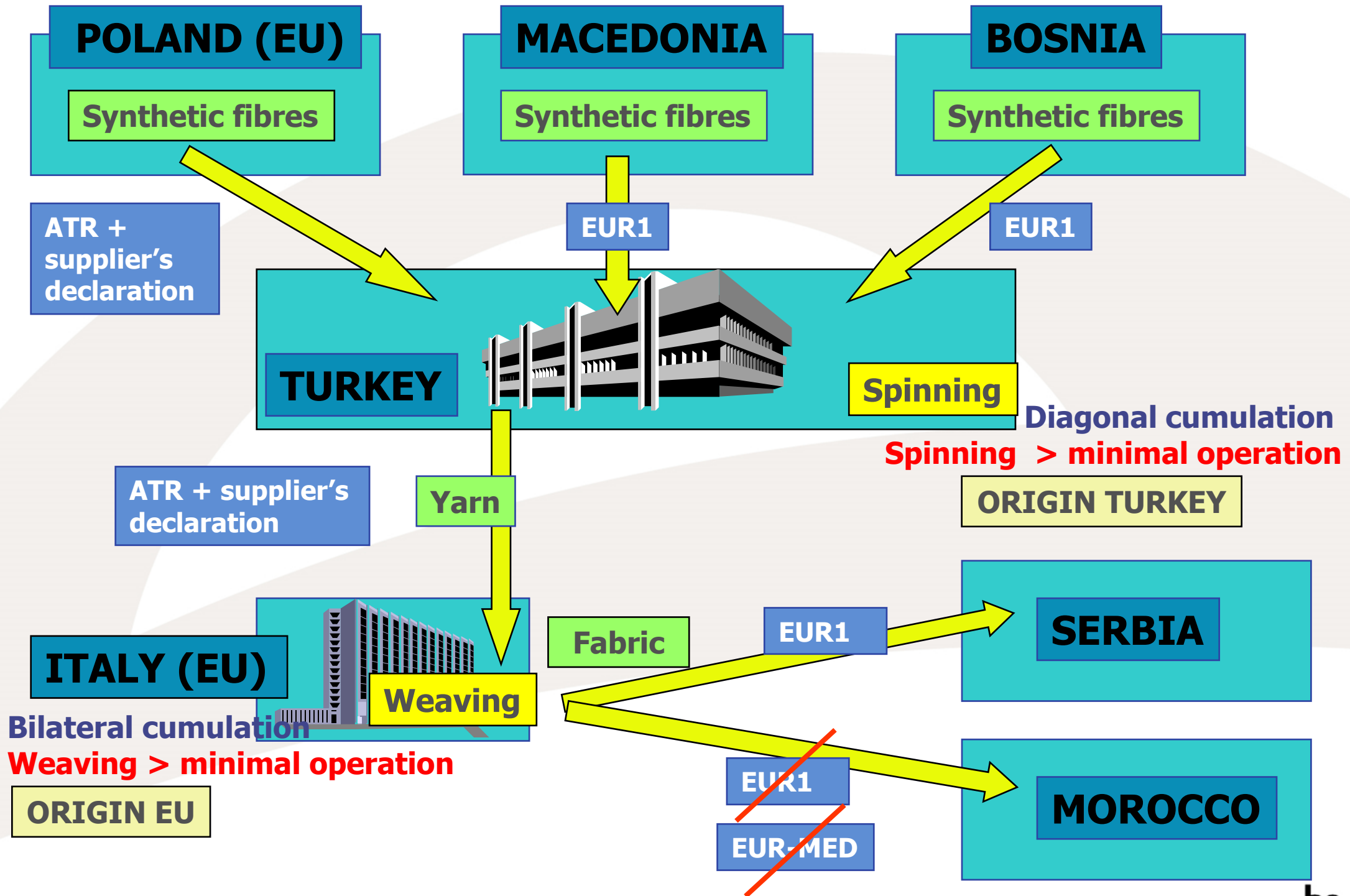


1.2 PAN-EUROMED cumulation (example)



2. THE ZONE OF CUMULATION WITH THE BALKANS (SAP)

2. THE ZONE OF CUMULATION WITH THE BALKANS (Example)



PROHIBITION OF DRAWBACK

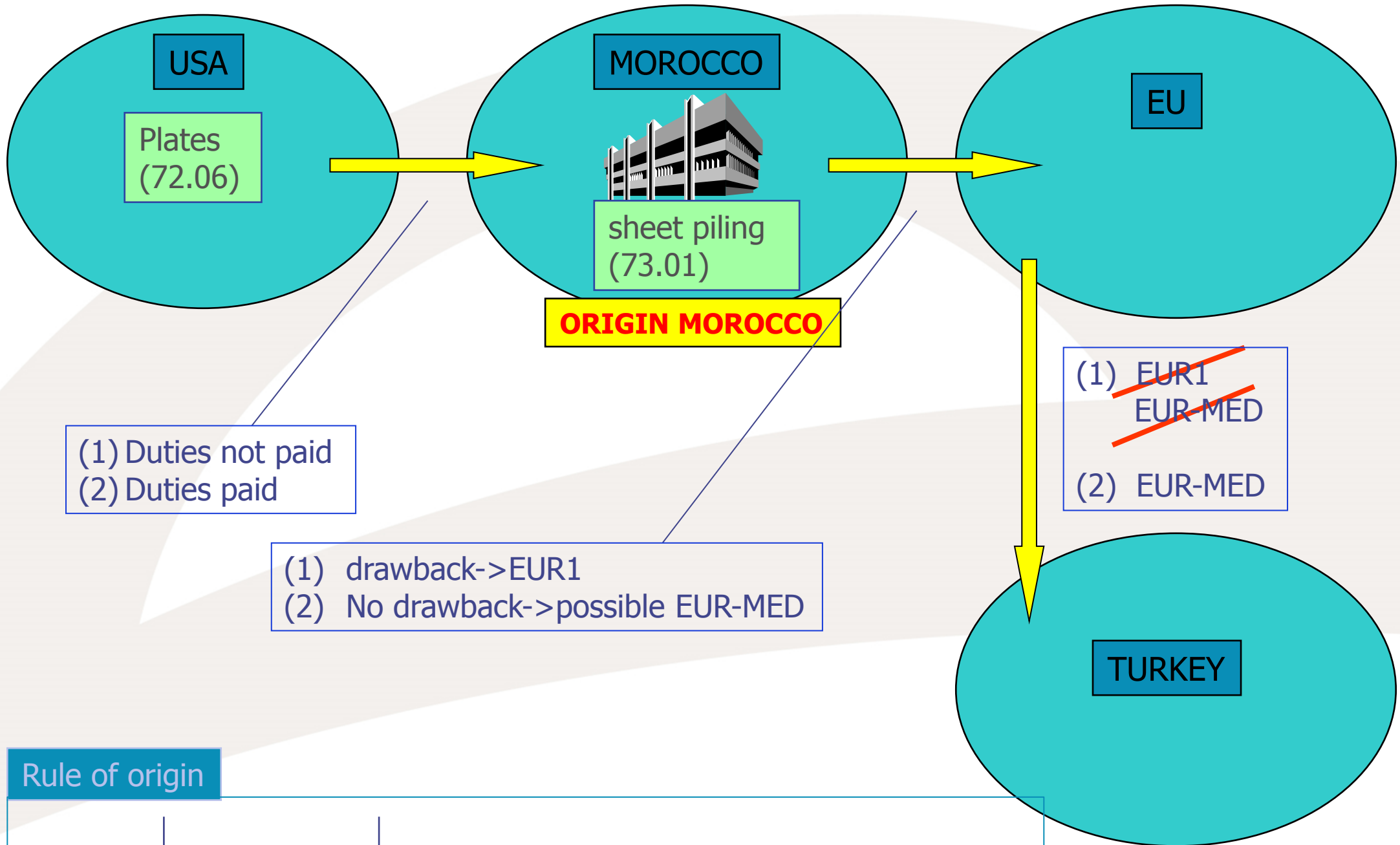
Provision:

Additional condition linked to the issuance of a proof of origin. When using third countries materials, the final product may benefit of the preferential origin only if the customs duties have been paid (at the entrance) for those materials.

For which agreements ?

- * The Pan-European cumulation Zone
- * Israel
- * Mexico
- * Chili
- * SAP....

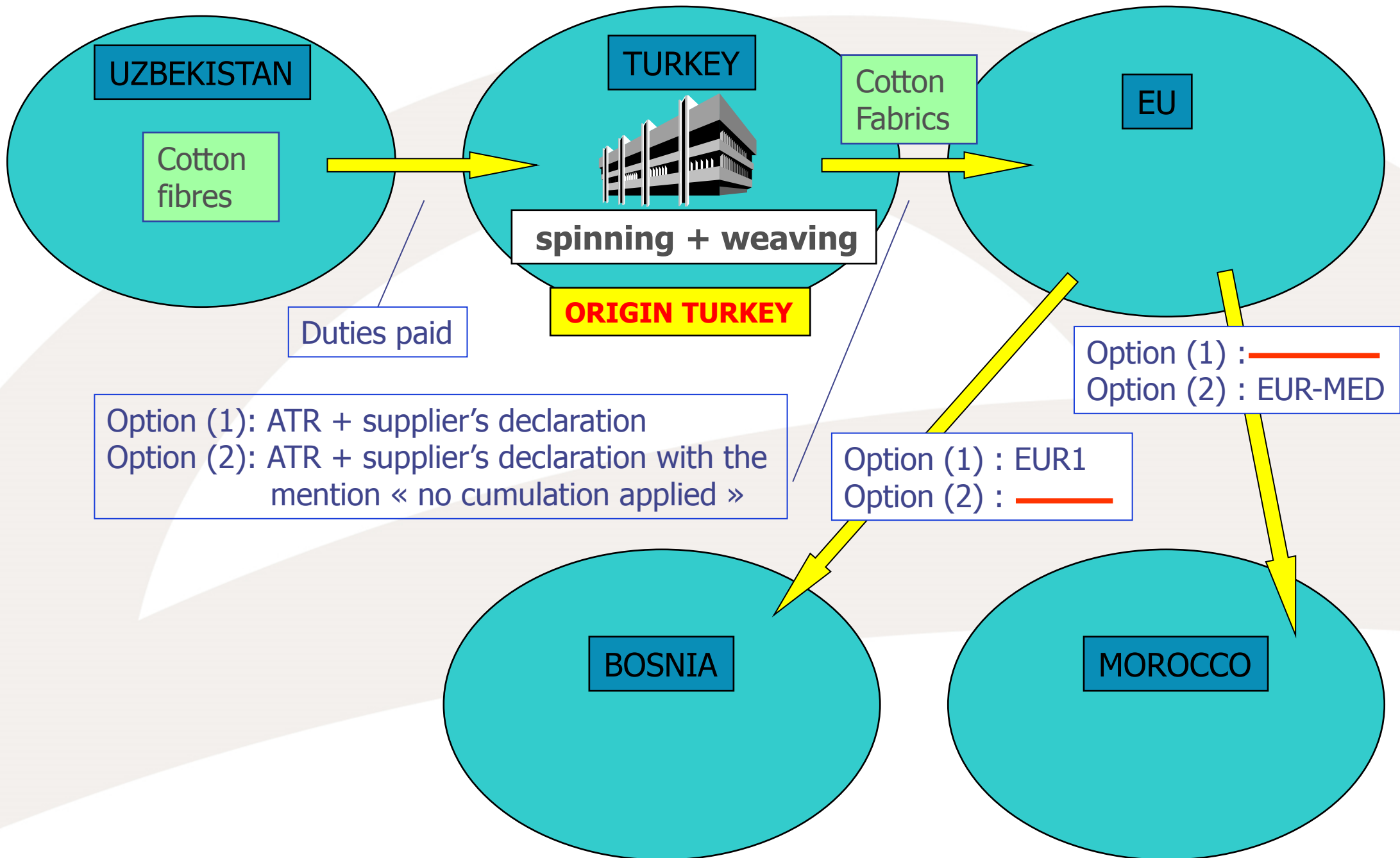
NO DRAWBACK (Example 1) – COAL & STEEL PRODUCTS



Rule of origin

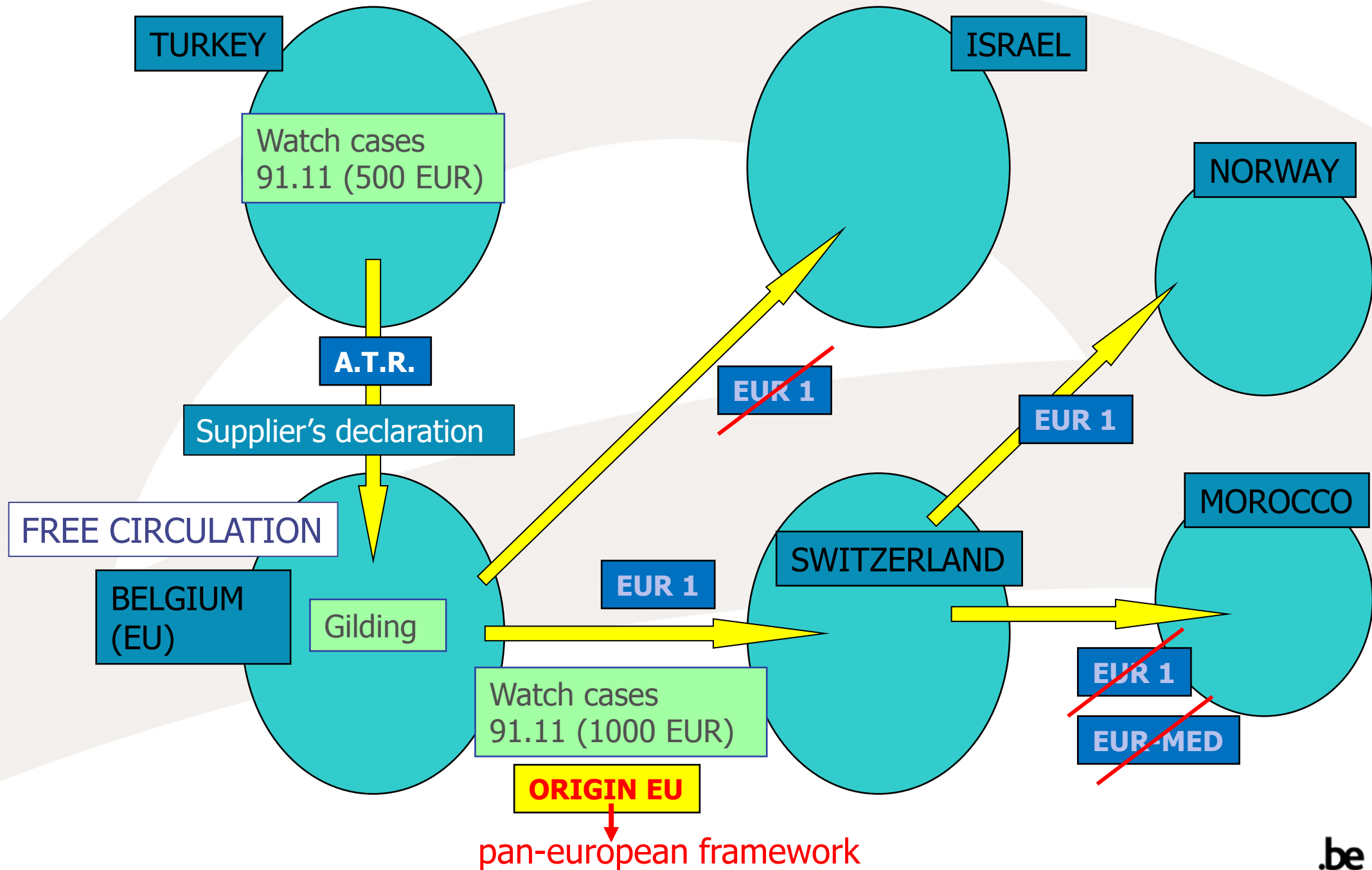
Ex 7301	Sheet piling	Manufacture from materials of heading 7206
---------	--------------	--

NO DRAWBACK (Example 2) – INDUSTRIAL PRODUCTS



ADDITIONAL EXAMPLES

Example : CUSTOMS UNION PRODUCTS – PANEUR CUMULATION



Example : CUSTOMS UNION PRODUCTS – PANEUROMED CUMULATION

